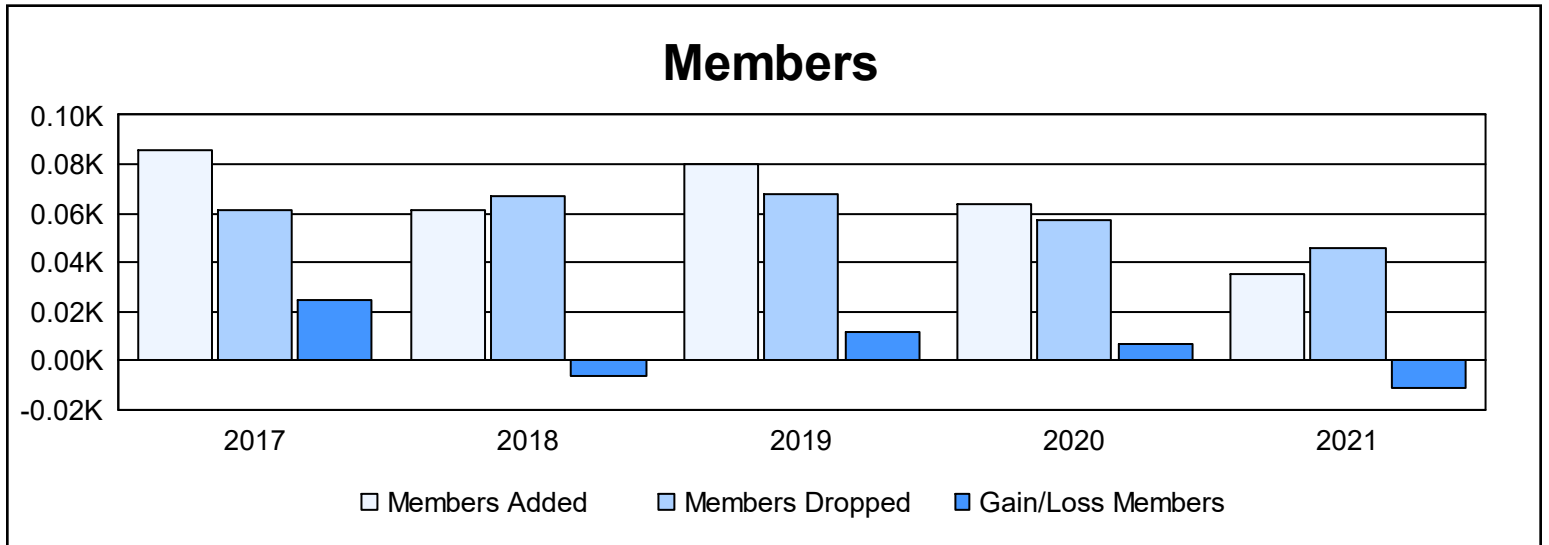

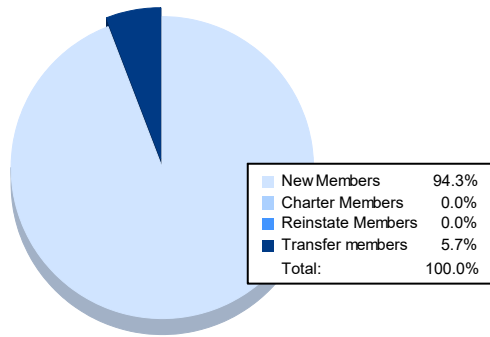


Year	New Clubs	Dropped Clubs	Gain/Loss Clubs	New Members	Charter Members	Reinstate Members	Transfer Members	Total Member Added	Total Members Dropped	Gain/Loss Members
2016-2017	0	0	0	81	0	0	5	86	61	25
2017-2018	0	0	0	57	0	1	3	61	67	-6
2018-2019	0	0	0	76	0	3	1	80	68	12
2019-2020	0	0	0	59	0	0	5	64	57	7
2020-2021	0	0	0	33	0	0	2	35	46	-11
Average	0	0	0	61	0	1	3	65	60	5



Membership Composition June 2021 Cumulative



Gender Composition June 2021 Cumulative

